





Appendix 1


Inventory held by the Executive Director, of fixed and non-fixed objects integral to the St Kilda Public Library


#	Image	Description	Quantity	Location (as of December 2024)
1		Small desks All with steel legs painted red/orange and timber top. There are two slightly different designs – one with a timber pigeonhole and solid legs, and the other with no pigeonhole and split legs.	23 total	Main reading room (G.11 – see floor plan below), in G.06 and in storage


2		<p>Large table</p> <p>Rectangular table. Steel legs painted red/orange. Timber top.</p>	3	<p>Main reading room (G.11), meeting room (G.17) and in storage</p>
---	---	--	---	--


3		<p>Small table</p> <p>Small square table. Steel legs painted red/orange. Timber top.</p>	4	<p>Main reading room (G.11)</p>
---	---	---	---	--


4		<p>Round tables</p> <p>Low round tables with timber tops and steel legs.</p>	4	G.05 and G.07
---	---	---	---	---------------


5		<p>Red vinyl chairs</p> <p>Plastic and steel tub chairs upholstered in red vinyl.</p>	8	G.05 and in storage
---	---	--	---	---------------------


6	 <p>Source: Built Heritage, Survey of Post-War Built Heritage in Victoria, 2010</p>	<p>Red vinyl paired chairs</p> <p>Steel, plastic and red vinyl tub chairs joined with small timber tabletop in the centre.</p>	2 (1 incomplete)	In storage
---	--	---	------------------	------------


7		<p>Blue vinyl chair</p> <p>Blue vinyl tub chair with wheels, likely for use by library staff.</p>	1	Staff area
8	No image available	<p>Black vinyl arm chairs</p> <p>Low arm chairs of steel construction with cushion upholstered in black vinyl</p>	3	In storage



9		<p>Coloured pendant lights</p> <p>Plastic pendant lights in white, blue, red and yellow.</p>	27	<p>Children's area (northern end of main reading room G.11)</p>
---	---	---	----	---


10		<p>Display boards</p> <p>Timber-framed, wall mounted display boards of various sizes.</p>	5 total	Internal walls of main reading room (G.11) and staff area.
----	---	--	---------	--


				
---	--	--	--	--

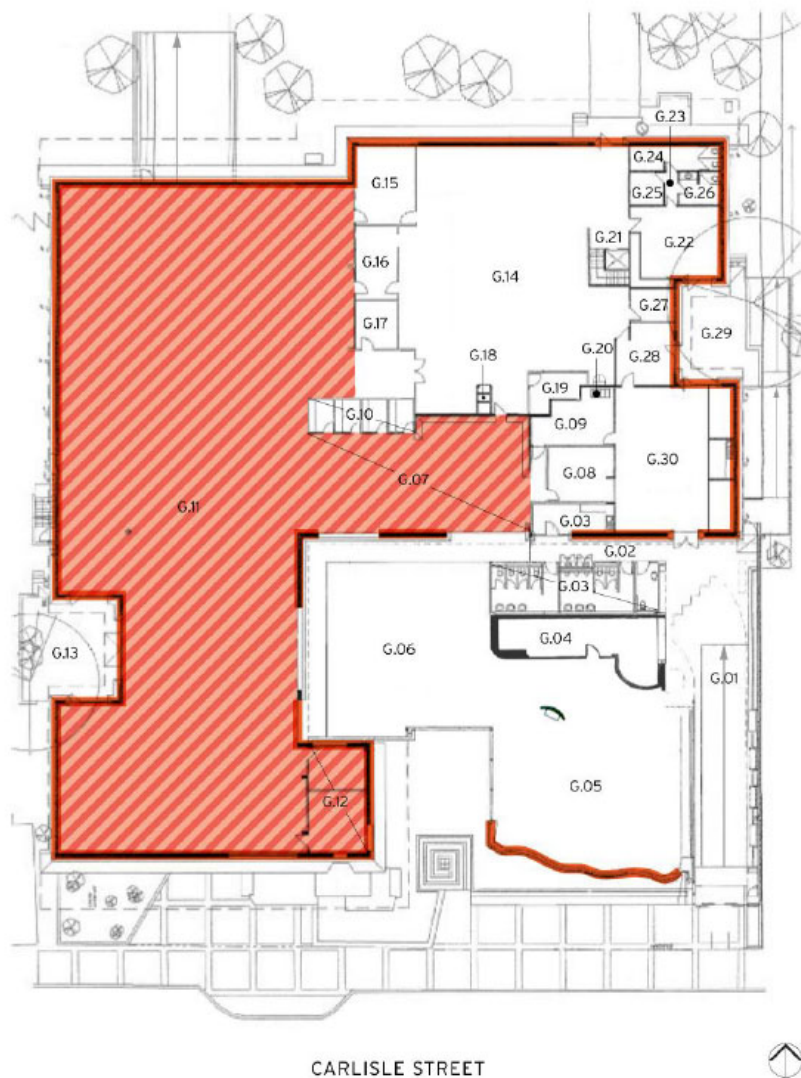
				
--	---	--	--	--



11		<p>Children's display shelves</p> <p>Low timber display shelves.</p>	2	Western side of northern internal wall, children's area (G.11)
12		<p><i>Mirka's Children</i> mural</p> <p>Painted mural by artist Mirka Mora, created in 1980.</p>	1	Western internal wall

13		<p>Lockers</p> <p>Red powder coated steel lockers of different sizes.</p>	3	Staff amenities area (G24 and G26)
----	---	--	---	------------------------------------

					
--	---	--	--	--	--



St Kilda Public Library Floor plan 2019

Source: Lovell Chen, St Kilda Public Library Conservation Management Plan, 2019

To be used in conjunction with the Inventory of objects integral to the place